

Configuring and Managing SharePoint Online

SHAREPOINT ADMINISTRATION: AN INTRODUCTION TO OUR TOOLBOX



Vlad Catrinescu

OFFICE APPS AND SERVICES MVP

@vladcatrinescu <https://absolute-sharepoint.com>



Overview



Introduction to SharePoint Online administration

The SharePoint Online admin center

The SharePoint Online PowerShell module

The SharePoint / Office 365 Dev PnP PowerShell module



Introduction to SharePoint Online Administration



SharePoint Online Administrator Responsibilities



Responsible for all of the aspects of the SharePoint Online service

- Maintenance and configuration
- User Adoption and change management
- Governance
- Security & external sharing

SharePoint Online is the file storage solution for other Office 365 services

- Teams
- Yammer

Usually also responsible of OneDrive for Business



What Tools Do You Use as a SharePoint Online Administrator?

**The SharePoint Online Admin
Center**

PowerShell



Requirements



SharePoint admin role in Office 365

Service administrator role in Office 365

- See information on the service health and message center



The SharePoint Online Admin Center



The SharePoint Online Admin Center



Web based interface to manage SharePoint Online

- <https://<tenant>-admin.sharepoint.com>

From the SharePoint Online Admin Center you can:

- Manage Site Collections
- Manage User Profiles
- Manage Taxonomy
- Manage Search
- Manage Tenant Settings



Demo



The SharePoint Online Admin Center



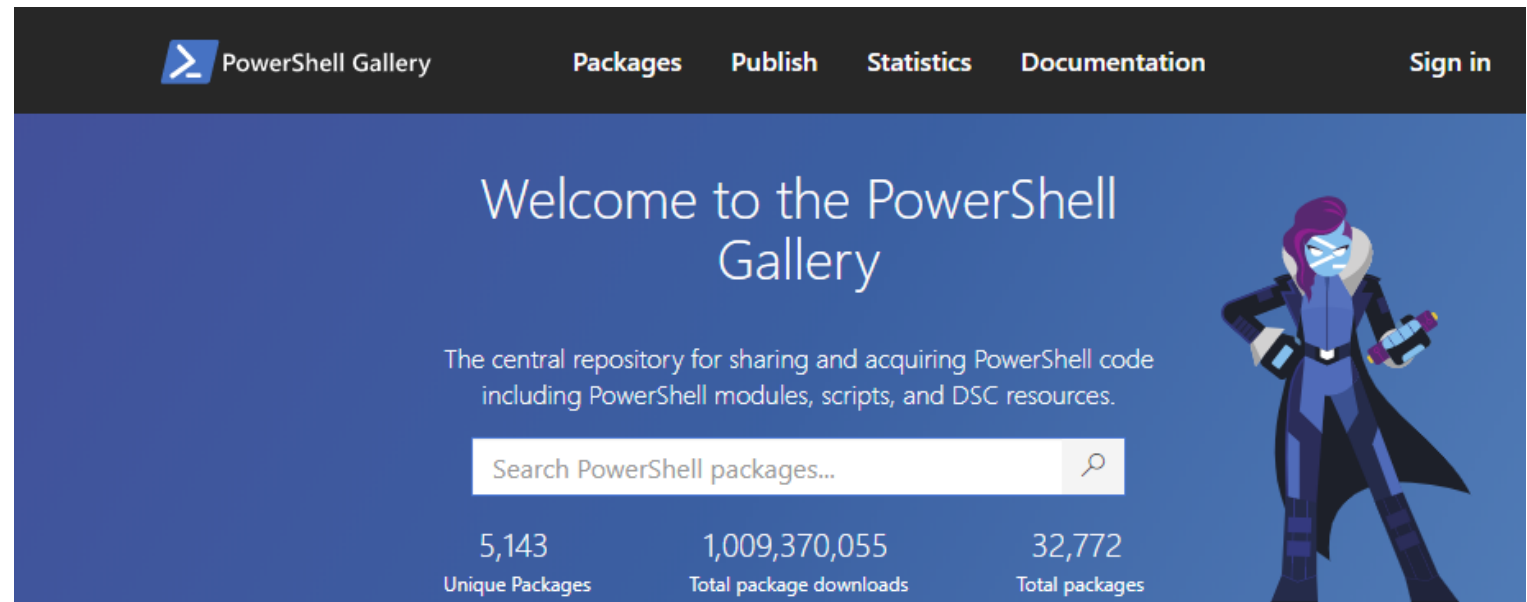
The SharePoint Online PowerShell Module



The SharePoint Online
PowerShell module is
hosted on the
PowerShell Gallery

The PowerShell
Gallery is the central
repository for
PowerShell content
from Microsoft

To download modules,
you need
PowerShellGet



Learn

[What is PowerShell Gallery?](#)

Learn why the PowerShell Gallery is the most used resource for sharing and acquiring PowerShell code.

[Getting started](#)

Learn how to install and set up the PowerShellGet module, which is required in order to download packages from the Gallery.



Minimum Requirements

PowerShellGet

PowerShellGet is included with:

- Windows 10 or newer
- Windows Server 2016 or newer
- Windows Management Framework (WMF) 5.0 or newer
- PowerShell 6



Minimum Requirements

PowerShellGet

If you have an older version of Windows / PowerShell

- Download the PackageManagement MSI
 - <https://www.microsoft.com/en-us/download/details.aspx?id=51451>



Installing the Module

```
Install-Module -Name  
Microsoft.Online.SharePoint.PowerShell
```



128,019

Downloads

5,856

Downloads of 16.0.9021.1201

[View full stats](#)

7/2/2019

Last Published

Info

[Project Site](#)

[License Info](#)

[Contact Owners](#)

Microsoft.Online.SharePoint.PowerShell 16.0.9021.1201

Microsoft SharePoint Online Services Module for Windows PowerShell

Minimum PowerShell version
2.0

Installation Options

Install Module

Azure Automation

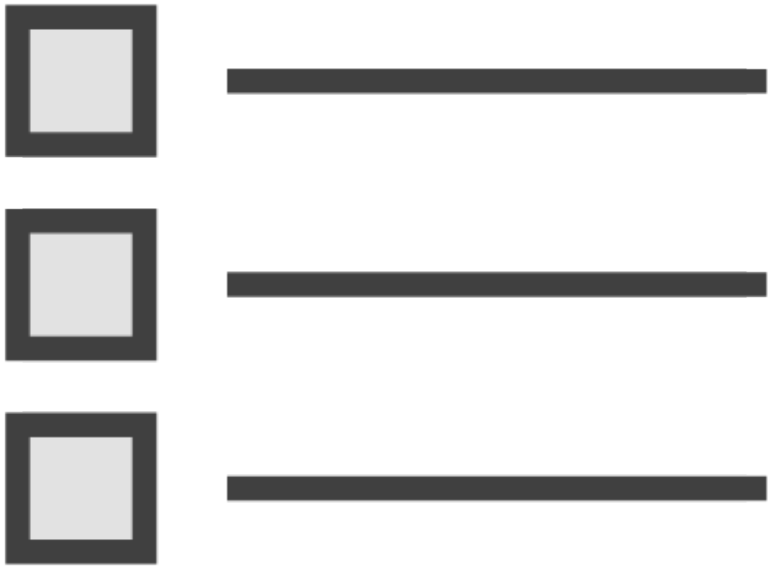
Manual Download

Copy and Paste the following command to install this package using PowerShellGet [More Info](#)

```
PS> Install-Module -Name Microsoft.Online.SharePoint.PowerShell
```



Requirements



SharePoint Online Administrator

URL of SharePoint Online Admin Center

- <https://<tenant>-admin.sharepoint.com>



Connecting to SharePoint Online

```
#Get Connection Credential
```

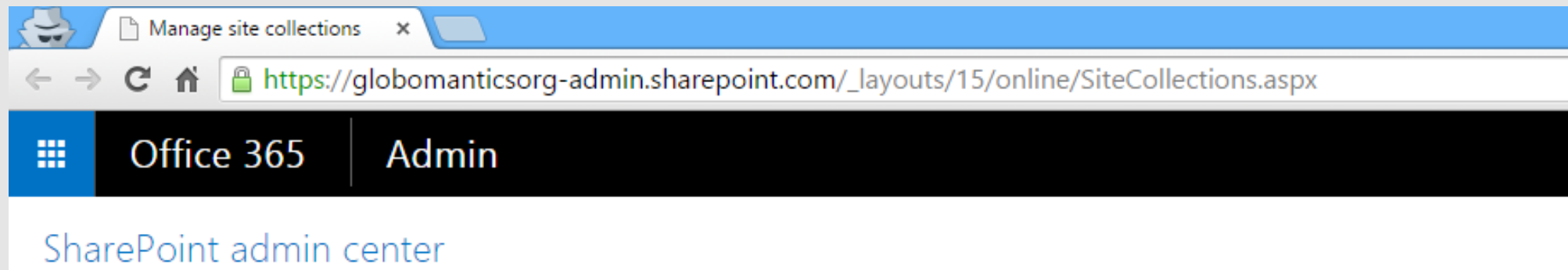
```
$cred = get-credential
```

```
#Establish Connection
```

```
Connect-SPService
```

```
-Url https://<SP Admin Center>.sharepoint.com
```

```
-credential $cred
```



Connecting to SharePoint Online with MFA

#Establish Connection

Connect-SPService

-Url https://<SP Admin Center>.sharepoint.com

#Follow the instructions in the Microsoft SharePoint Online Management Shell dialog box to provide the additional authentication information.



Demo



Getting the SharePoint Online PowerShell module

Connecting to SharePoint Online with PowerShell



The SharePoint / Office 365 Dev PnP PowerShell Module





Open source initiative coordinated by SharePoint engineering

Contains multiple best-practices samples

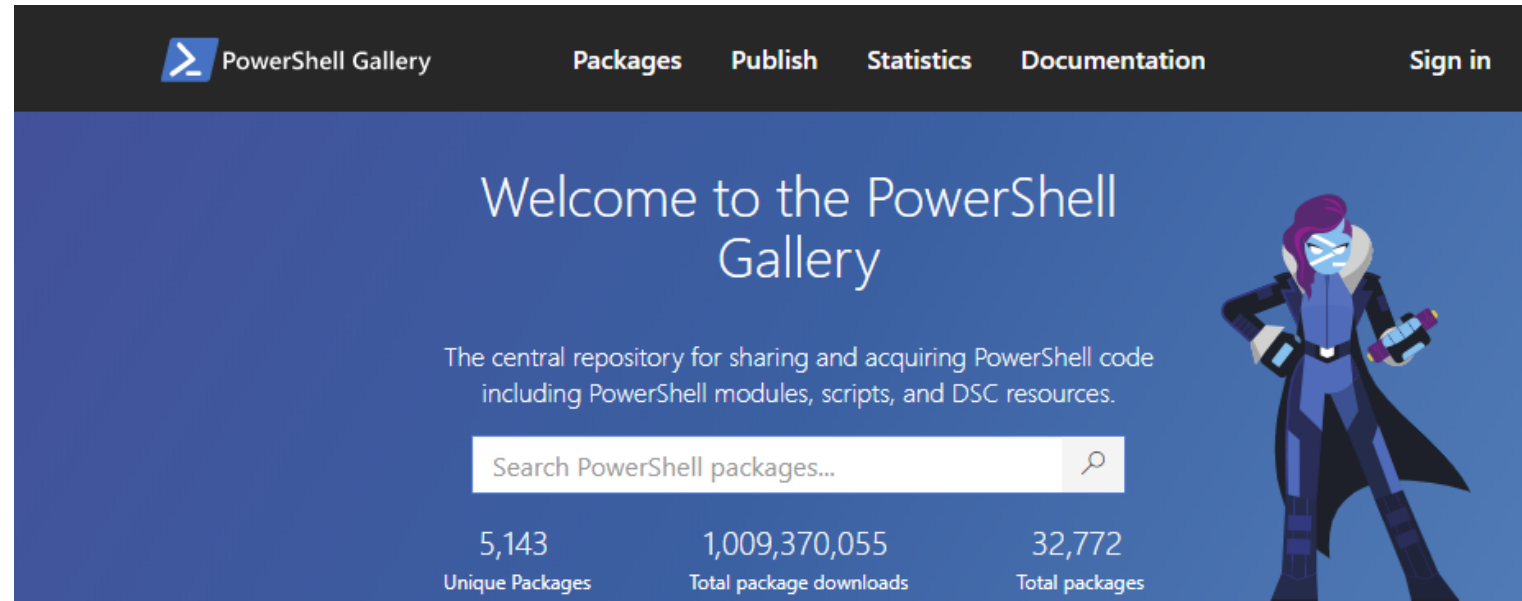
One of them is the SharePoint / Office 365 Dev PnP PowerShell Cmdlets

- Contains over 400 PowerShell cmdlets
- Can do a lot more than the SharePoint Online PowerShell module



**The SharePoint /
Office 365 Dev PnP
PowerShell module is
hosted on the
PowerShell Gallery**

**Same prerequisites as
the SharePoint Online
PowerShell module
seen earlier in this
module**



Learn

[What is PowerShell Gallery?](#)

Learn why the PowerShell Gallery is the most used resource for sharing and acquiring PowerShell code.

[Getting started](#)

Learn how to install and set up the PowerShellGet module, which is required in order to download packages from the Gallery.



Installing the Module

Install-Module -Name **SharePointPnPPowerShellOnline**



1,314,288

Downloads

30,531

Downloads of 3.11.1907.0

[View full stats](#)

7/3/2019

Last Published

Info

[Project Site](#)

[Contact Owners](#)

[Report](#)

SharePointPnPPowerShellOnline 3.11.1907.0

SharePoint Patterns and Practices PowerShell Cmdlets for SharePoint Online

Installation Options

Install Module

Azure Automation

Manual Download

Copy and Paste the following command to install this package using PowerShellGet

[More Info](#)

```
PS> Install-Module -Name SharePointPnPPowerShellOnline
```



Author(s)

SharePoint Patterns and Practices



Connecting to SharePoint Online using the PnP Module



SharePoint Online Admin

Site Collection Admin to only manage a select site collection

URL of a site collection in your tenant / SPO Admin Center



Connecting to SharePoint Online using the PnP Module

```
$cred = Get-Credential
```

```
Connect-PnPOnline
```

```
-Url https://yoursite.sharepoint.com
```

```
-Credentials $cred
```



Connecting to SharePoint Online using the PnP Module with MFA

Connect-PnPOnline

-Url https://yoursite.sharepoint.com

-UseWebLogin



Demo



Getting the SharePoint Online PnP
PowerShell module

Connect to SharePoint Online using the
PnP PowerShell module



Conclusion



The SharePoint Online admin center

- Web based management portal
- <https://<tenantname>-admin.sharepoint.com>
- Not all features are available in the UI

The SharePoint Online PowerShell module

- Created / supported by Microsoft
- Tenant / Site Collection level cmdlets
- Need to be a SharePoint Online Admin

The SharePoint / Office 365 Dev PnP PowerShell module

- Created / supported by the community
 - Heavily backed by Microsoft
 - Support through Github issues
- Over 400 cmdlets

