

# Renaming and Swapping SharePoint Sites

---



**Vlad Catrinescu**

OFFICE APPS AND SERVICES MVP

@vladcatrinescu <https://VladTalksTech.com>



# Agenda



**Renaming SharePoint Sites**

**Swapping SharePoint Sites**



# Renaming SharePoint Sites

---



# When Would You Rename a SharePoint Site?

**Team / Project  
changes name**

**Typo in original  
Name / URL**

**Site URL needed  
for something else**



# What Sites Can We Rename



## Change can be done on

- Microsoft 365 group-connected sites
- Modern standalone team sites
- Communication sites
- Classic Team sites

## Changing **cannot** be done on:

- Sites that had / have Publishing features enabled
- Hub sites
- Sites on lock / on hold
- Sites with BCS connections

# What Properties Can We Change

**Site Title**

**Site URL**




# What Happens in the Back End?

## When we change the site URL

- Site URL is changed
- A new special type of site is created at the old URL
  - A redirect site with the template REDIRECTSITE#0
  - This makes sure everyone who still has the old URL in bookmarks / links / etc is redirected
- Content and permissions stay the same



# Actions Needed After a Site URL Is Changed



## Custom forms created in Power Apps

- You need to recreate the custom form

## Power Apps using the site as a data source

- Apps must be reconnected to the new site by deleting / re-adding the data source

## Power Automate flows need to be recreated

## SharePoint 2013 workflows need to be republished



<https://docs.microsoft.com/en-us/sharepoint/change-site-address#effects-of-changing-a-site-address>






# Two Ways to Rename Sites

**User Interface**

**PowerShell**





# Renaming Sites in the SharePoint Online Admin Center



Both site name / URL  
can be changed from  
the Admin Center  
Site Properties

## Globomantics1

General

Activity

Permissions

Policies

Site name

Globomantics1

[Edit](#)

URL

.../sites/Globomantics1

[Edit](#)

Hub association

None

[Edit](#)

Storage limit

1.00 TB

[Edit](#)

Template

Team site

Microsoft 365 Group connected

Yes

Domain

globomanticsorg.sharepoint.com

Description

Globomantics1



# Changing The Site URL

## Edit URL

Site address

.../sites/GlobomanticsOne

The site address is available.

Change site name?

Do you also want to enter a new site name?

Yes


No

URL can be entered (and validated)  
directly in the UI

After Site URL is renamed you will  
be prompted for name as well



# Don't Forget The Redirect Site



**Redirect site not visible in the User Interface**

- PowerShell only

**You cannot create a site with the previous URL until you delete the redirect site**



# Demo



## Renaming Sites in the SharePoint Online Admin Center





# Renaming Sites with PowerShell



# Renaming Sites with PowerShell



**SharePoint Online PowerShell Module**  
- Make sure you have the latest version



# Changing Site Name Only

`Set-SP0Site ``

`-Identity https://globomanticsorg.sharepoint.com/sites/intranet ``

`-Title "New Intranet"`



# Changing Site URL

```
$url="https://globomanticsorg.sharepoint.com/site/OldIntranet"
```

```
$NewSiteUrl=" https://globomanticsorg.sharepoint.com/site/NewIntranet"
```

```
Start-SPOSiteRename -Identity $url -NewSiteUrl $NewSiteUrl
```



# Changing Site URL & Title

```
$url="https://globomanticsorg.sharepoint.com/site/OldIntranet"
```

```
$NewSiteUrl=" https://globomanticsorg.sharepoint.com/site/NewIntranet"
```

```
$newTitle="New Intranet"
```

```
Start-SPOSiteRename -Identity $url -NewSiteUrl $NewSiteUrl -NewSiteTitle $newTitle
```



# Demo



## Renaming Sites with PowerShell



# Removing Site Redirects



**You cannot create any new sites with the old URL while the redirect is still there**

**Redirect sites can only be removed with PowerShell**



# Viewing All Redirects

```
Get-SP0Site -Template REDIRECTSITE#0
```



# Removing a Redirect Site

`Remove-SP0Site -Identity https://globomanticsorg.sharepoint.com/site/OldIntranet`



# Demo



## Removing Site Redirects





# Swapping SharePoint Sites

---



# When Would You Swap a SharePoint Site?


**Replacing the  
Root Site**

**New Intranet Go  
Live**

**Replacing Search  
Center**



# How Is a Site Swap Different?

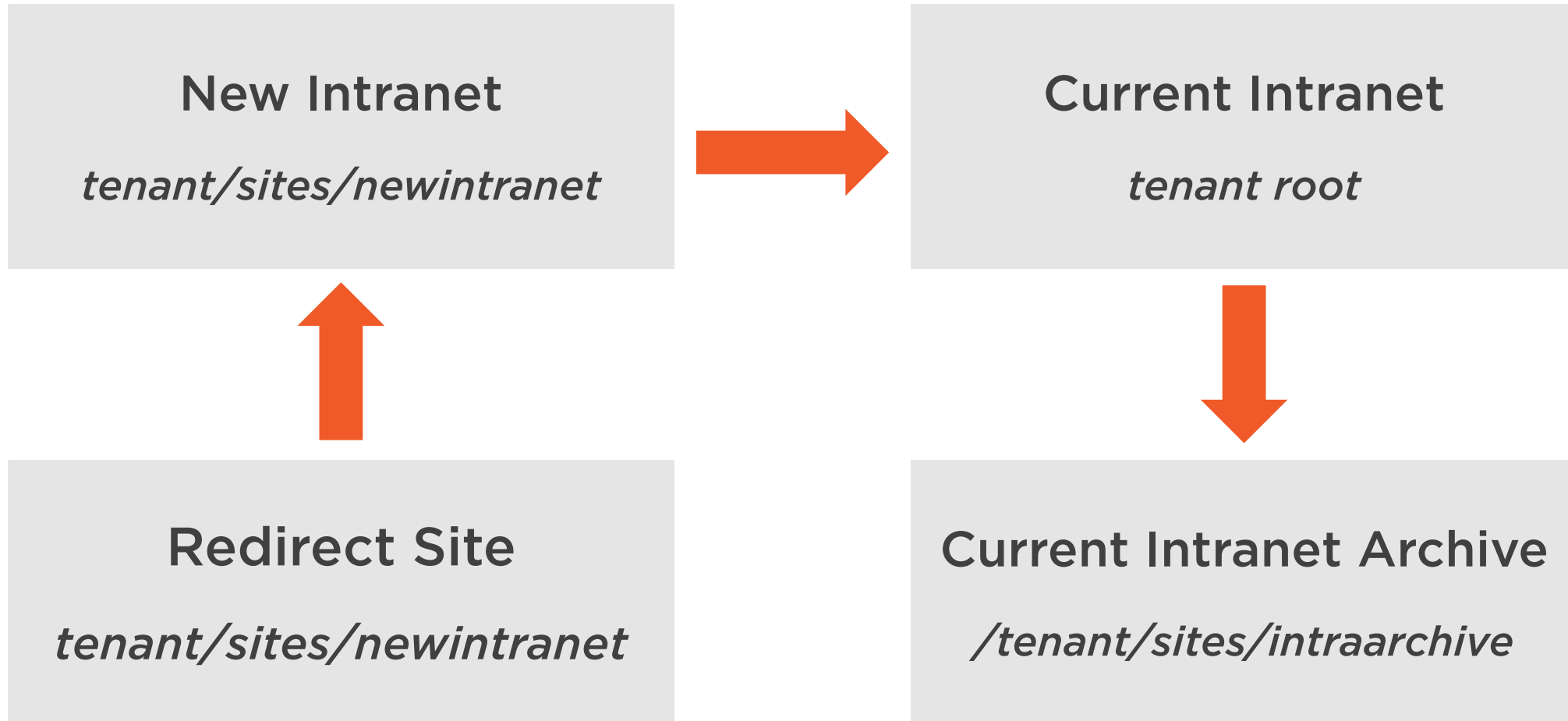


**Site Swap is only used for root site or Search Center**

**Site Swaps are more than a simple “swap”**



# Site Swap Example



## Replace site option will appear in the Admin Center

Only on eligible  
sites

### Active sites

Use this page to manage all your sites. [Learn more](#)

[+](#) Create [Permissions](#) [Hub](#) [Sharing](#) [Delete](#) **Replace site** [...](#)

	URL <a href="#">↑</a> <a href="#">↓</a>	Storage used (GB) <a href="#">↓</a>	Storage limit (GB) <a href="#">↓</a>
<input checked="" type="checkbox"/>	<a href="https://globomanticsorg.sharepoint.com">https://globomanticsorg.sharepoint.com</a>	0.54	25600
	.../sites/appcatalog	0.00	25600



# Site Swap with PowerShell

**Invoke-SP0SiteSwap** `

- SourceUrl <https://globomanticsorg.sharepoint.com/sites/newintranet> `
- TargetUrl <https://globomanticsorg.sharepoint.com> `
- ArchiveUrl <https://globomanticsorg.sharepoint.com/sites/intranetarchive>



# Demo



## Swapping SharePoint sites

- Using the admin center
- Using PowerShell



# Conclusion



## Renaming SharePoint sites

- Title
- URL

## Swapping SharePoint sites

## Deleting redirect sites

