

Create a Secret Office 365 Group



Vlad Catrinescu

OFFICE SERVERS AND SERVICES MVP

@vladcatrinescu <https://absolute-sharepoint.com>



Overview



How is this useful?

The PowerShell script to do it

Other tips and tricks



How Is This Useful?



Sometimes You Need a Secret Group




Private Office 365 Groups can be seen by the whole company

Both name, and membership are visible by default

Organizations often need to have truly, secret groups



Demo




Default behavior of an private Office 365 Group



Creating a Secret Office 365 Group with PowerShell



Two Step Process



Create the group with the Hidden Group Membership property

- This can only be done at the creation of new groups

Hide the group from the Global Address List / Search



Creating a Secret Office 365 Group

New-UnifiedGroup


- DisplayName "Reorg 2020"
- Alias "0365Group-Reorg2020"
- EmailAddresses "Reorg2020@Globomantics.org"
- AccessType Private
- HiddenGroupMembershipEnabled

Set-UnifiedGroup

- Identity "0365Group-Reorg2020"
- HiddenFromAddressListsEnabled \$true



Demo




Creating a Secret Office 365 Group



Other Tips and Tricks





You can hide all existing private Office 365 groups from search

Hidden membership can only be applied to new Office 365 groups (unfortunately)



Hiding All Private Office 365 Groups from Search

```
Get-UnifiedGroup |  
  Where {$_.AccessType -eq "Private"} |  
  Set-UnifiedGroup -HiddenFromAddressListsEnabled $true
```



Conclusion



Default behavior of a private Office 365 group

- Everyone can view members
- Everyone can find it Office 365

How to create a secret Office 365 group

- HiddenGroupMembershipEnabled
- HiddenFromAddressListsEnabled

