

Only Allowing Select Users to Create an Office 365 Group



Vlad Catrinescu

OFFICE SERVERS AND SERVICES MVP

@vladcatrinescu <https://absolute-sharepoint.com>



Overview



How is this useful?

The PowerShell script to do it



How Is This Useful?



Who Can Create Office 365 Groups?



By default, everyone in the organization

This can bring governance chaos

What creates an Office 365 group?

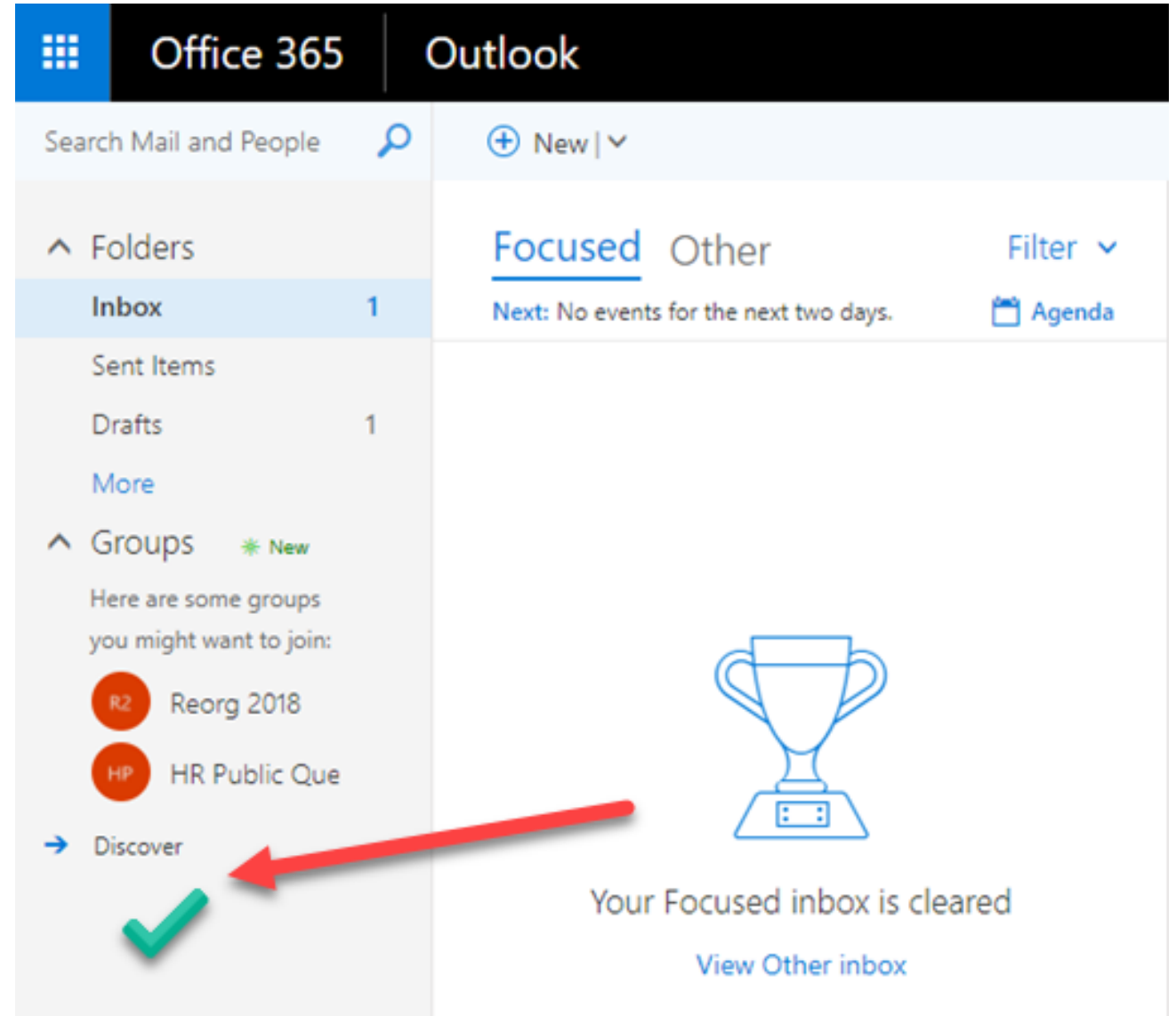
- Modern team site
- Planner plan
- Stream channel
- Microsoft team

The user who only wanted a planner.. Now has created a full Office 365 group!



You can set your tenant, to only allow a certain group of people to create Office 365 groups!

This will lead to more control and governance in your tenant





In order to use this feature all users inside Office 365 Groups need to have an Azure Active Directory Premium license

Licenses are not enforced by PowerShell

It will allow you to configure it even if you don't have the license requirements
Microsoft will send a report of users who do not comply every month





Licensing changes often in Office 365, for any licensing questions talk to your Microsoft licensing partner



Only Allowing Select Users to Create an Office 365 Group





Create a new security group

- Or an Office 365 group!

Add all the members that would have this privilege to that Office 365 group





AzureAD PowerShell module

- Preview module used at the time of recording this course
- Cmdlets will make it in the production module

We will create/modify an Active Directory settings object inside Azure Active Directory





Another admin might have already created a setting object for Office 365 Groups

Make sure you check if there is an existing one before creating a new one



Viewing the Values of an Existing Active Directory Setting Object

```
$Setting = Get-AzureADDirectorySetting | `
    where-object {$_.displayname -eq 'Group.Unified'}
$Setting.Values
```



Creating a New Active Directory Setting Object

```
$SettingTemplate = Get-AzureADDirectorySettingTemplate |  
where {$_.DisplayName -eq 'Group.Unified' }
```

```
$NewAADSetting = $SettingTemplate.CreateDirectorySetting()
```


```
$NewAADSetting = New-AzureADDirectorySetting `  
-DirectorySetting $NewAADSetting
```



Configuring the Setting

```
$Group = Get-AzureADGroup -SearchString "Office 365 Group  
Creators"  
  
$Setting = Get-AzureADDirectorySetting | `  
    where-object {$_.displayname -eq 'Group.Unified'}  
  
$Setting["EnableGroupCreation"] = "False"  
  
$Setting["GroupCreationAllowedGroupId"] = $Group.ObjectId  
  
Set-AzureADDirectorySetting -Id $Setting.id `  
    -DirectorySetting $Setting
```






It might take a while for the configuration to be reflected in the User Interface

- Some Office 365 applications apply it faster than others




Demo



Configuring who can create Office 365 groups



Demo



User experience in Office 365



Conclusion



By default, everyone in the organization can create Office 365 groups

This can bring governance chaos

How to View / Edit Azure AD settings objects

What settings to change to control Office 365 group creation

The user experience in Office 365

